



Guam Memorial Hospital Authority Aturidåt Espetåt Mimuriåt Guåhan



850 GOV. CARLOS CAMACHO ROAD
OKA, TAMUNING, GUAM 96913
TEL: (671) 647-2444 or 647-2330
FAX: (671) 649-0145

July 6, 2009

VIA HAND DELIVERY

The Honorable Judith T. Won Pat
Senator and Legislative Speaker
Thirtieth Guam Legislature
Ste. 201, 155 Hesler Place
Hagåtña, Guam 96910

RE: PL 29-113 REPORTING REQUIREMENTS


Dear Speaker Won Pat:

Buenas yan Saludu! Pursuant to Public Law 29-113, we are submitting herewith a copy of our interim financial reports for the month of June 2009. We also transmitted these reports to your office through electronic mail and posted under GMHA Finances - Financial Statements in the Hospital's website.


Should you require any further information, please feel free to contact me at 647-2828.

Dangkulo Na Agradesimiento. Put respetu.

Senseramente,


Peter John D. Camacho, MPH
Hospital Administrator/CEO


PJC/jbf:cc


Attachments

Admin Repository 902209.3

0831

7/13/09 10:15 Am

30-09-0821
Office of the Speaker
Judith T. Won Pat, Ed. D.
Date 7/10/09
Time 11:06 PM
Received by 



GUAM MEMORIAL HOSPITAL AUTHORITY

Aturidat Espetat Mimuriat Guahan
850 GOV. CARLOS CAMACHO ROAD
OKA, TAMUNING, GUAM 96913
TEL.: (671) 647-2544 or (671) 647-2330
FAX: (671) 649-0145



INTERIM FINANCIAL STATEMENT

STATEMENT OF REVENUES AND EXPENDITURES (Unaudited)

	10/31/2008	11/30/2008	12/31/2008	1/31/2009	2/28/2009	3/31/2009	4/30/2009	5/31/2009	6/30/2009	7/31/2009	8/31/2009	9/30/2009
Revenues		YTD	YTD	YTD	YTD	YTD	YTD	YTD	YTD	YTD	YTD	YTD
Gross Patient Revenues	\$12,348,383	\$23,452,668	\$34,437,470	\$45,987,925	\$56,380,557	\$68,778,994	\$81,082,239	\$94,175,348	\$105,782,529			
Other Revenues	92,783	171,599	273,354	374,128	456,487	555,170	1,443,965	1,528,401	1,628,521			
Total Revenues	\$6,439,609	\$12,400,068	\$18,342,889	\$24,224,031	\$31,617,092	\$40,238,955	\$50,065,729	\$59,760,599	\$67,660,182			
Expenditures												
Total Expenditures	\$7,445,383	\$15,518,470	\$23,234,259	\$33,320,953	\$41,480,712	\$48,862,204	\$55,539,497	\$63,630,037	\$73,897,691			
Non-Operating Revenues												
Total Non-Operating Revenues	700,831	1,156,165	1,479,415	1,479,415	1,572,770	3,392,129	3,668,565	4,229,488	4,245,272			
Net Revenues Over/(Under) Expenditures	(\$304,942)	(\$1,962,237)	(\$3,411,954)	(\$7,617,507)	(\$8,290,850)	(\$5,231,119)	(\$1,805,203)	\$360,050	(\$1,992,238)			

Note: The Hospital has successfully completed the FY2008 Audit in March 2009. The Hospital has since entered the FY2008 auditor's adjusted entry April 2009. The entries reflect audit ending balance as of September 30, 2008, and thus moving forward.



GUAM MEMORIAL HOSPITAL AUTHORITY

Aturidat Espetat Mimuriat Guahan
850 GOV. CARLOS CAMACHO ROAD
OKA, TAMUNING, GUAM 96913
TEL.: (671) 647-2544 or (671) 647-2330
FAX: (671) 649-0145



INTERIM FINANCIAL STATEMENT

STATEMENT OF NET ASSETS (Unaudited)

	10/31/2008	11/30/2008	12/31/2008	1/31/2009	2/28/2009	3/31/2009	4/30/2009	5/31/2009	6/30/2009	7/31/2009	8/31/2009	9/30/2009
Assets												
Cash - Operations	\$2,002,016	\$543,407	\$805,998	\$486,981	\$849,123	\$1,662,860	\$1,925,294	\$1,422,295	\$835,253			
Accounts Receivable (Net)	33,663,747	34,230,499	33,496,577	33,352,071	34,399,213	36,046,691	37,609,625	39,719,590	40,312,037			
Other Assets	<u>52,356,481</u>	<u>51,975,373</u>	<u>50,978,068</u>	<u>50,661,434</u>	<u>50,241,992</u>	<u>52,507,133</u>	<u>52,024,485</u>	<u>51,828,462</u>	<u>51,035,840</u>			
Total Assets	\$88,022,244	\$86,749,279	\$85,280,643	\$84,500,486	\$85,490,328	\$90,216,684	\$91,559,404	\$92,970,348	\$92,183,129			
Liabilities & Fund Balance												
Short Term Liabilities	\$37,306,474	\$37,556,518	\$37,495,740	\$40,890,687	\$42,486,626	\$44,111,972	\$42,006,065	\$41,197,451	\$42,709,026			
Long Term Liabilities	21,472,633	21,606,919	21,648,778	21,679,226	21,746,472	21,787,753	21,810,463	21,864,767	21,918,262			
Fund Balance	<u>29,243,137</u>	<u>27,585,843</u>	<u>26,136,125</u>	<u>21,930,573</u>	<u>21,257,230</u>	<u>24,316,960</u>	<u>27,742,875</u>	<u>29,908,129</u>	<u>27,555,842</u>			
Total Liabilities & Fund Balance	\$88,022,244	\$86,749,279	\$85,280,643	\$84,500,486	\$85,490,328	\$90,216,684	\$91,559,404	\$92,970,348	\$92,183,129			

Statement of Changes in Fund Balance

	10/31/2008	11/30/2008	12/31/2008	1/31/2009	2/28/2009	3/31/2009	4/30/2009	5/31/2009	6/30/2009	7/31/2009	8/31/2009	9/30/2009
Balance at Beginning of year	\$29,548,079	\$29,548,079	\$29,548,079	\$29,548,079	\$29,548,079	\$29,548,079	\$29,548,079	\$29,548,079	\$29,548,079	\$29,548,079	\$29,548,079	\$29,548,079
Excess of Expense over Revenue	(304,942)	(1,962,237)	(3,411,955)	(7,617,507)	(8,290,849)	(5,231,120)	(1,805,204)	360,050	(1,992,238)			
Fund Balance, Current	\$29,243,137	\$27,585,843	\$26,136,125	\$21,930,573	\$21,257,230	\$24,316,960	\$27,742,875	\$29,908,129	\$27,555,842			